

SHOCK MANAGER™

High Speed Shock Testing System


Hardware: SMH-12, Software: SMS-500

With various functions, SM-500 surely helps in the analysis of shock and vibration acceleration to drive rationalization and cost reduction forward in the line of physical distribution, manufacturing and development. It can incorporate a max. 10 channels of accelerometers and monitor multiple points of shock.

Features

- Multi-channel monitoring , max. 10 channels*
- Three-way acceleration composite waveform
- High performance analysis
 - SR, SRS, cushioning material characteristics, etc.
- Digital filter function
- Specified waveforms display

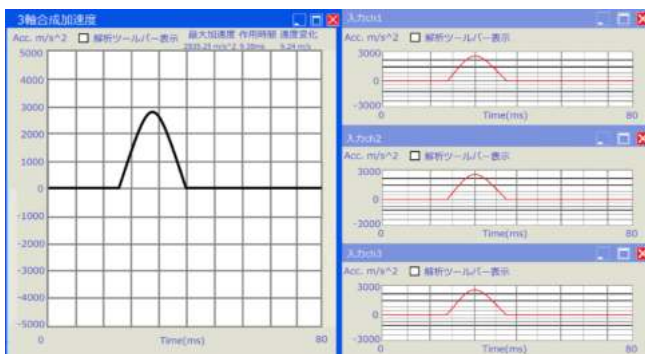
* 10 channels on only the piezoelectric or build-in amplifier type
Each 5 channels on the piezoelectric and build-in amplifier type (Total 10 channels)



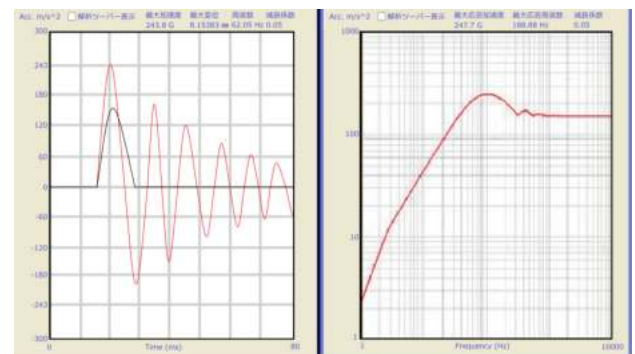
Front of SMH-12



Back of SMH-12



Three-way acceleration waveform



SR/SRS Analysis

SM-500



Compliance Standard

- JEDEC JESD-22-B111
- MIL-STD-202, 750, 810, 883
- ISO/IEC 17025

Equipped with calculation control function

With our shock testing system (HDST, MDST and ASQ), SMS-500 can calculate the most appropriate condition like effective drop height from the arbitrary shock acceleration and its duration.



SHINYEI TESTING MACHINERY CO., LTD.

Head Office B47-11, Katoridai, Tsukuba, Ibaraki, 300-2657, JAPAN

Tel: +81-29-848-3571 FAX: +81-29-848-3572

International Sales Office

Shinyei BLDG. 5F, 77-1 Kyomachi, Chuo-ku, Kobe 651-0178, JAPAN

Tel: +81-78-392-6903 FAX: +81-78-332-1619

Hardware specification

Model	SMH-12	
Availability of channels *	Strain gauge type	1 channel
	Voltage	1 channel (DC±100V)
	Piezoelectric type	5 or 10 channels
	Built-in amplifier piezoelectric type	5 or 10 channels
A/D Convertor	Channels	Max 12 channels
	Sampling rate	Max 1MHz
	Resolution	16bit
Size (W × D × H mm)	150 × 200 × 200	
Power supply	AC100 ~ 240V	
Interface	USB1.1	
Operation environment	temperature : 0 ~ 40°C humidity : below 85 % (No condensing)	

*Piezoelectric type and built-in amplifier piezoelectric type can combine every 5 channels

Software specification

Model	SMS-500	
Measurement function	Processable waveform : Half-sine / Trapezoidal / Sawtooth / Rectangular wave / Triangular wave	
	Number of channel : 12	
	Acceleration measuring range : 1.0 ~ 980000m/s ² (0.1 ~ 100000G)	
	Duration measuring range : 0.01 ~ 99.99ms	
	Speed variation measuring range : 0.01 ~ 99.99m/s	
	Measurement error : ±1% or below	
Digital filter function	Available for each channel	
	Automatic processing (variable from 5 to 20 times of the fundamental waveform)	
	Arbitrary setting : 0.01 ~ 100000Hz (arbitrary changeable even after data is recorded)	
Evaluation function	SR / SRS analysis	
	Creation of fundamental waveforms	
	Displacement analysis	
	3 axis acceleration synthesis function	
Data output	Automatic report creation (Word output), conversion of each data text	
Recommended PC	OS : Windows 2000/7/10 (32/64bit)	
	Main memory 256 MB or more, HDD 100 MB or more free space, CD-ROM drive, USB port	



SHINYEI TESTING MACHINERY CO., LTD.

Head Office B47-11, Katoridai, Tsukuba, Ibaraki, 300-2657, JAPAN

Tel: +81-29-848-3571 FAX: +81-29-848-3572

International Sales Office

Shinyei BLDG. 5F, 77-1 Kyomachi, Chuo-ku, Kobe 651-0178, JAPAN

Tel: +81-78-392-6903 FAX: +81-78-332-1619